



## Investment Objective and Strategy

The Investment objective of CFund-Dynamic Income (the "Fund") is to provide income and capital appreciation through primarily investing in a portfolio of debt securities. There can be no assurance that the Fund will achieve its investment objective. The Fund seeks to achieve its objective primarily through investing in debt securities. The Fund makes investment into debt securities that, in the Manager's opinion, have been undervalued or mis-priced by the market. There is no restriction on the geographies, industries or credit ratings in relation to the debt securities in which the Fund may invest.

The Fund's asset allocation strategy is that it will primarily invest (i.e. at least 70% of its Net Asset Value) directly and indirectly (such as through exchange traded funds and other collective investment schemes) in debt securities denominated in USD or other currencies and issued by governments, public institutions, international organizations, financial institutions and other corporations, including mainland China property developers. Types of debt securities in which the Fund may invest will include (but are not limited to) convertible or non-convertible debt securities and fixed and floating rate bonds. The Fund may invest up to 30% of its Net Asset Value in Convertible debt securities. The Fund may from time to time invest up to 100% of its Net Asset Value in debt securities in emerging markets, subject to the overall upper limit of 50% of the Fund's Net Asset Value on onshore China exposure as described above.

## Important Note:

- CFund-Dynamic Income (the "Fund") primarily invests in debt securities.

- The Fund invests in emerging markets (for example, the PRC) which may involve increased risks and special considerations not typically associated with investment in more developed markets, such as liquidity risks, currency risks/control, political and economic uncertainties, legal and taxation risks, settlement risks, custody risk and the likelihood of a high degree of volatility.

- In respect of investments in PRC onshore debt securities, the credit appraisal system in the PRC and the rating methodologies employed in the PRC may be different from those employed in other markets. Credit ratings given by PRC rating agencies may therefore not be directly comparable with those given by other international rating agencies.

- The Fund may invest substantially in high yield debt securities, which are debt securities rated below investment grade or unrated and instruments where the volume of transactions may fluctuate significantly depending on market sentiment. There is a risk that investments made by the Fund may become less liquid in response to market developments or adverse investor perceptions.

- The Manager currently intends to make monthly dividend distribution for the Class A HKD (Dist) Units at its discretion. Dividends may be paid out of capital or effectively out of capital of the relevant Class and may result in immediate reduction of the Net Asset Value per Unit of the Fund. There is no guarantee of any distribution nor, where distribution is made, the amount being distributed.

- The Fund may from time to time invest in financial derivative instruments for hedging and/or investment purposes. The use of such derivatives exposes the Fund to additional risks, including volatility risk, valuation risk, leverage risk, liquidity risk, correlation risk, counterparty/credit risk, legal risk, over-the-counter transaction risk and settlement risk.

- Investments involve risks. The Fund, like most funds, does not provide any guarantees. Investors have the opportunity to lose some or all of their investment. Investors should not make investment decisions solely based on this material alone. Prior to investing, please refer to the Explanatory Memorandum of the Fund for details including risk factors. Past performance is not indicative of future performance. If you have any questions, please contact your financial advisor and seek professional advice.

## Fund Information

<b>Investment Manager</b>	Pickers Capital Management Limited	
<b>Fund Size</b>	USD 13.72 million	
<b>Subscription Fee</b>	Up to 5% of NAV	
<b>Management Fee</b>	1.25%	
<b>Redemption Fee</b>	N/A	
<b>Dealing Day</b>	Daily	
<b>Trustee</b>	BOCI-Prudential Trustee Limited	
<b>Class</b>	<b>Current NAV/Unit</b>	<b>Launch Date</b>
Class A HKD (Dist) <sup>2</sup>	HKD 94.5507	12/05/2022
<b>Class</b>	<b>Estimated Annualized Yield<sup>1</sup></b>	<b>Record Date</b>
Class A HKD (Dist)	4.0%	31/7/2024
<b>Bloomberg Code</b>	Class A HKD (Dist): CFCDIHI HK Equity	
<b>ISIN Codes</b>	Class A HKD (Dist): HK0000850450 Class A RMB (Dist): HK0000850468	

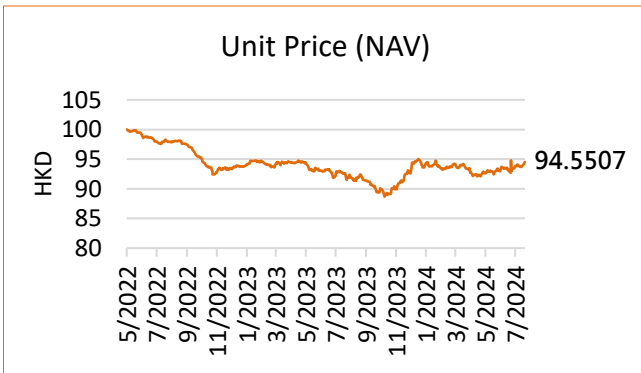
### Fund Class Unit Performance

	Class A HKD (Dist) <sup>2</sup>
Year-to-date	1.68%
One month	1.74%
Three months	3.21%
One year	5.76%
Total return since launch	2.30%

### Fund Performance (Class A HKD (Dist))<sup>2</sup>

	Jan	Feb	Mar	Apr	May	Jun	Jul	Aug	Sep	Oct	Nov	Dec	YTD
2022	N/A	N/A	N/A	N/A	-0.27%	-0.96%	-0.02%	0.00%	-1.96%	-1.92%	0.25%	0.65%	N/A
2023	1.34%	-0.42%	0.73%	0.55%	-0.91%	-0.19%	-0.13%	0.14%	-1.70%	-1.16%	3.99%	2.81%	5.01%
2024	0.17%	-0.68%	0.75%	-1.72%	1.01%	0.67%	1.74%						1.68%

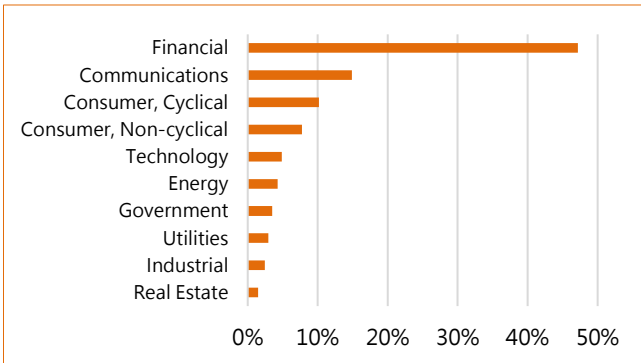
### Performance Since Inception (Class A HKD (Dist))<sup>2</sup>



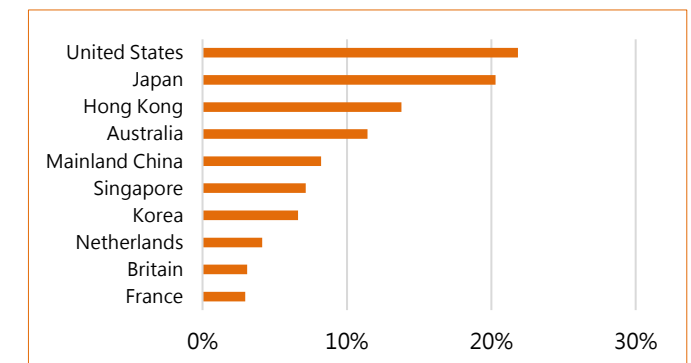
### Top 5 Holdings<sup>3</sup>

	Securities Name	%
1	JAPAN TOBACCO INC 3.3% 09/14/2051	4.14%
2	ASAHI MUTUAL LIFE INSURANCE CO 6.9% Perp	3.76%
3	CATHAY PACIFIC AIRWAYS LTD 4.875% 08/17/2026	3.70%
4	HKT CAPITAL NO 2 LTD 3.625% 04/02/2025	3.65%
5	DBS GROUP HOLDINGS LTD 3.3% Perp	3.64%

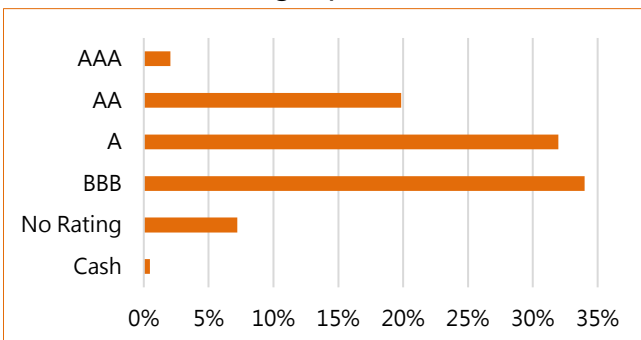
### Portfolio Industry Exposure<sup>3</sup>



### Portfolio Geographical Exposure<sup>3</sup>



### Portfolio Credit Rating Exposure<sup>3,4</sup>



### Portfolio Modified Duration

### Portfolio Yield<sup>5</sup>

5.26 years	5.17%
------------	-------

<sup>1</sup> Subject to the Manager's discretion, the dividends will be declared on a monthly basis on such date which is the end of each month. Dividends can be paid out of capital or effectively out of capital of the relevant Class and may result in an immediate reduction of Net Asset Value per Unit of the Fund. There is no guarantee of any dividend distribution or target level of dividend payout. A positive distribution yield does not imply a positive return. Investors should note that yield figures are estimated and for reference purpose only, and that there is no guarantee as to the actual frequency and/or amount of dividend payments. Estimated annualized yield (%) = (Dividend per unit x Number of days in the respective calendar year / Number of days in distribution period) / NAV on Record Date.

<sup>2</sup> Fund performance is calculated on NAV to NAV basis in denominated currency of the respective share class with gross dividends re-invested. The Fund's cumulative return includes dividends distributed out during the period.

<sup>3</sup> Calculation is based on percentage of the Fund's NAV.

<sup>4</sup> Credit rating is based on a security's S&P, Moody's or Fitch ratings. No rating is assigned if a security is not rated by any of these three rating agencies.

<sup>5</sup> The portfolio yield is the weighted average yield of the invested portfolio, adjusted for weighted modified duration and is gross of fees. This figure is for reference only and is estimated based on the best judgement for the securities in the investment portfolio on the date shown by Pickers Capital Management Limited. It does not represent future performance or actual performance.

This material is issued by Pickers Capital Management Limited and has not been reviewed by the Securities and Futures Commission.

